

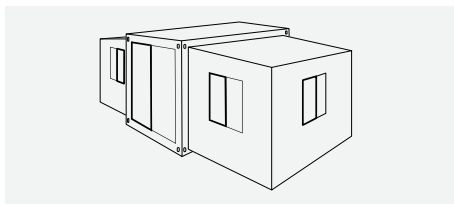
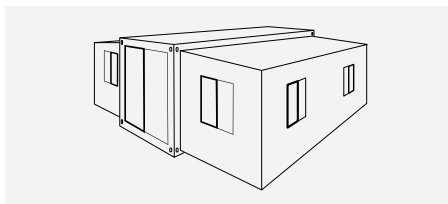
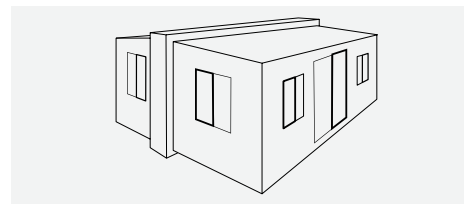
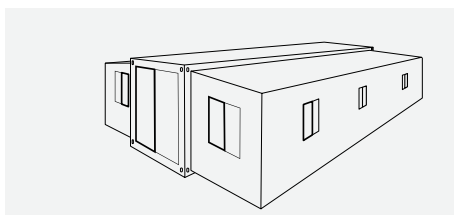
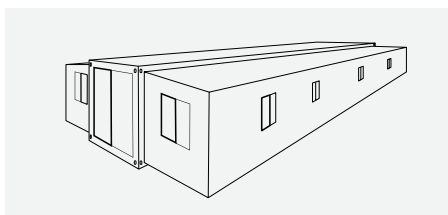
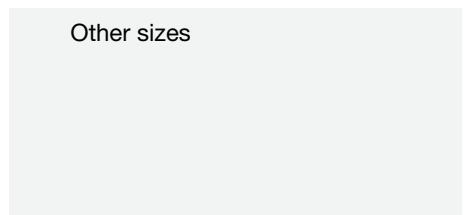
CUSTOMIZE

Your Expandable Container House

We offer full customization options, allowing you to personalize every aspect of your container house, including layout, appearance, doors, windows, flooring, and interior fittings.



Container Size


 10' (18.5 m²)

 20' (37 m²)

 Compact 20' (27.5 m²)

 30' (56 m²)

 40' (72 m²)


Other sizes

Frame Color



White



Black



Gray



Yellow



Blue



Green



Other Colors

Wall Panel Color

Pure Color



Gray (default)



White



Black



Yellow



Red



Blue



Military



Wooden



Other Colors

Metal carved panels



JT-01
Angel White


JT-02
Ancient Wall Gray

JT-03
Beige

JT-04
Desert Yellow

JT-05
Brick Red

JT-06
Light Brown Sand



JT-07
Ivory White

JT-08
Vichy Yellow

JT-09
Light Gray

JT-10
Police Blue

JT-11 Red Brick
with Black Joints

JT-12 Gray Brick
with White Joints



JT-13
Tricolor 3D Brick


JT-14
Yellow Wenge Wood

JT-10
Pine Wood

JT-16
Red Wenge Wood

JT-17
Black Wenge Wood

JT-18
Rosewood



JT-19
Burma Teak

JT-20 Black and
White Marble

JT-21
Red Maple Marble

JT-22
Aurora Stone

JT-23 Monochrome
Cultured Stone

JT-24 Bicolor
Cultured Stone



JT-25
Jazz White


JT-26
Hetian Jade

JT-27 Angel White
Flat Orange Peel

JT-28 Light Gray
Flat Orange Peel

JT-29 Ancient Wall
Gray Flat Orange Peel

JT-30 Police Blue
Flat Orange Peel



JT-31
Beige Gray Flat
Orange Peel

JT-32
Beige Yellow Flat
Orange Peel

JT-33
Angel White Medium
Straight Groove
Orange Peel

JT-34
Light Gray Medium
Straight Groove
Orange Peel

JT-35
Desert Yellow Single
Diagonal Groove
Orange Peel

JT-36
Ancient Wall Gray
Single Diagonal Groove
Orange Peel



JT-37
Angel White &
Ancient Wall Gray

JT-38
Ancient Wall Gray
& Angel White

JT-39
Ancient Wall Gray &
Brick Red

JT-40
Light Brown Sand &
Orange Red

JT-41
Angel White & Brick
Red

JT-42
Angel White &
Orange Red



JT-43 Angel White & Semi-Matte Yellow

Layout



1 living room



1 bedroom and 1 living room



2 bedroom and 1 living room



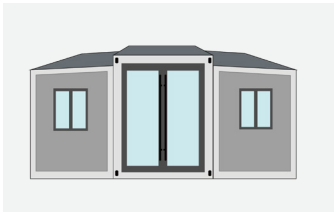
3 bedroom and 1 living room



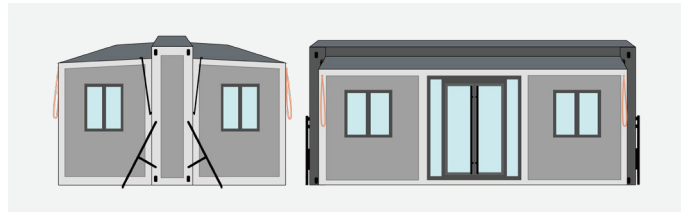
4 bedroom and 1 living room

Others

Specific Design



Elevated type



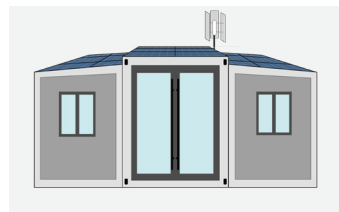
Compact type



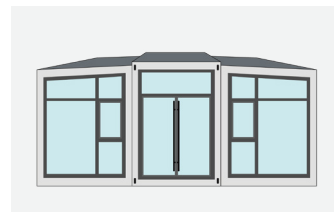
With Patio



Patio + Shelter




Solar panel + wind generator



All glass



Double slope roof



Customized logo + LED strip light



Two-story

Other requirements

Entry Door

Door Material



Steel Fireproof Door



Aluminum Alloy Door



Thermal Break Door

Others

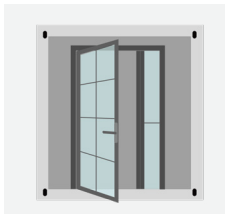
Door Type



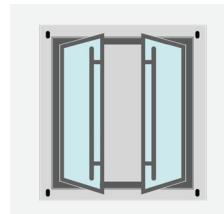
Single inswing




Single outswing
- Steel




Single outswing
- Thermal Break



Double outswing



Sliding door



Double sliding


Others

Window

Window Material



Aluminum Alloy Jalousie



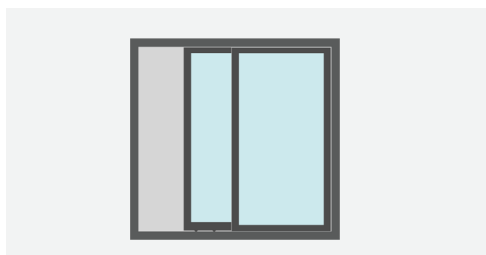
Plastic Steel



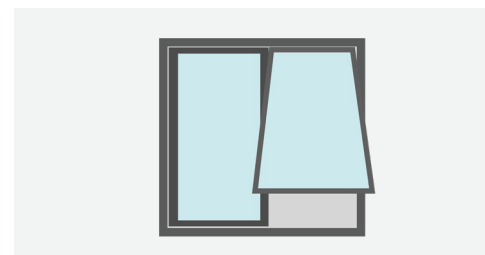
Thermal Break

Others

Window Type



Sliding



Awning

Others


Floor



Fireproof cement fiber
for main structure



Bamboo plywood floor
for expandable part



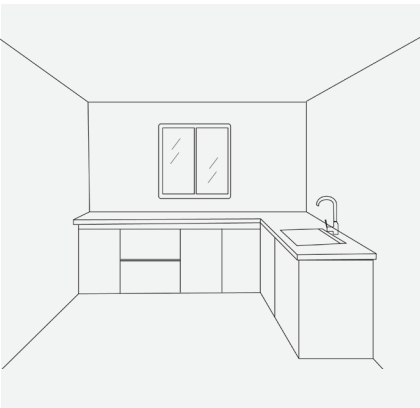
SPC floor



Vinyl flooring

Others

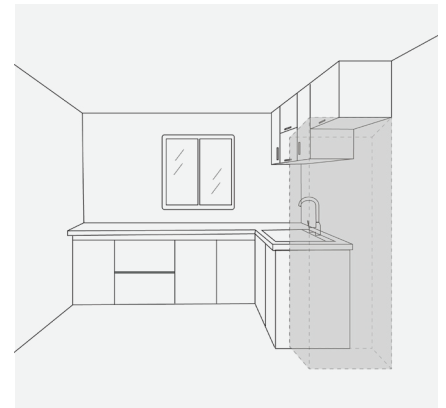
Kitchen



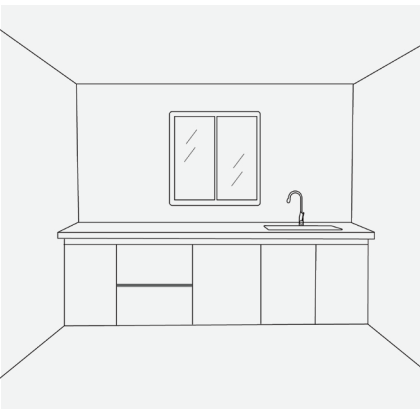
L shape cabinet



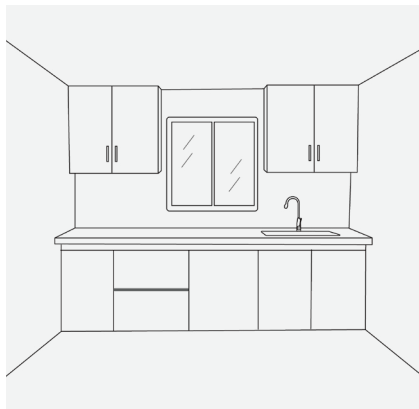
L shape cabinet & wall cabinet



L shape cabinet & wall cabinet
with fridge position



I shape cabinet



I shape cabinet & wall cabinet

No need

Other requirements

Bedroom Door



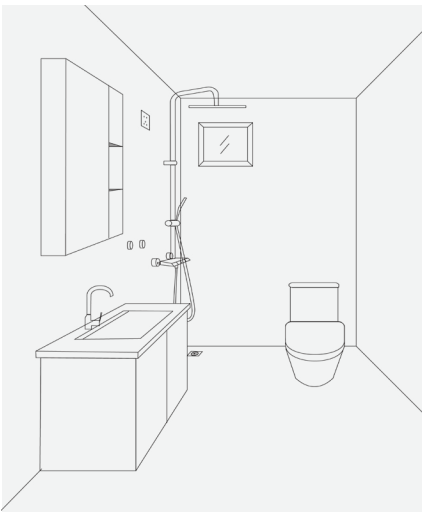
Fire-Proof Steel Door



Wooden Door

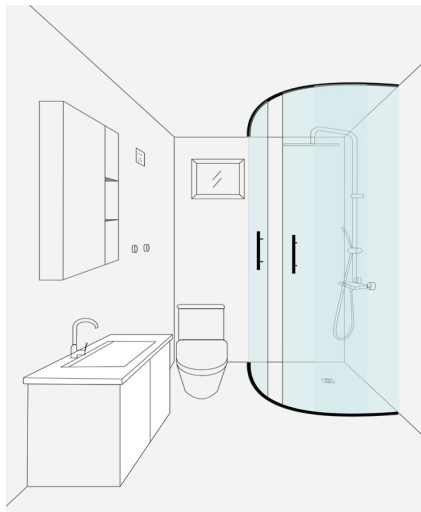
Others

Bathroom

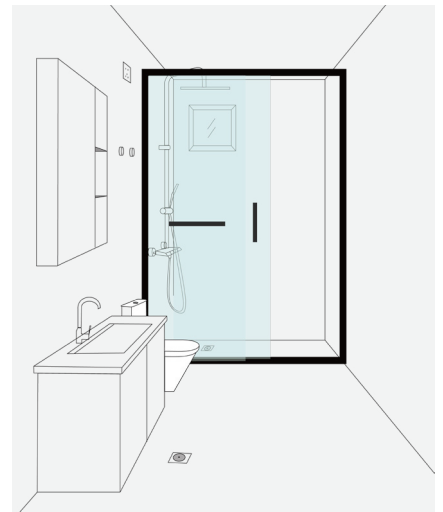


Private bathroom

Including partitions, showerhead, washbasin, toilet, mirror, cabinet, titanium-magnesium alloy door, floor drain, and plumbing.



Private bathroom + semi-circular shower room



Wet and dry separation bathroom

Including partitions, showerhead, washbasin, toilet, mirror, cabinet, titanium-magnesium alloy door, floor drain, and plumbing.

Others

Other Requirements